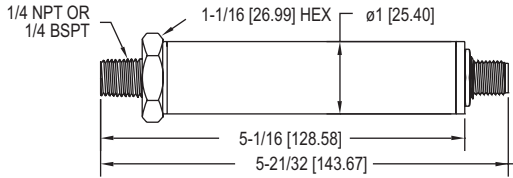
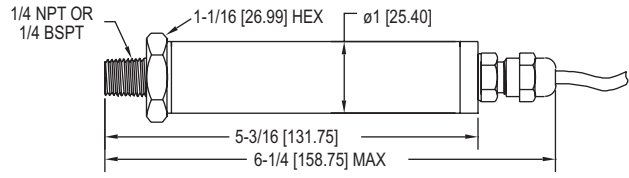


# INTRINSICALLY SAFE PRESSURE TRANSMITTER

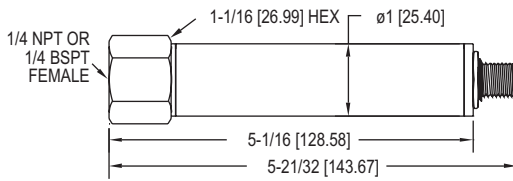
## For Use In Hazardous Locations



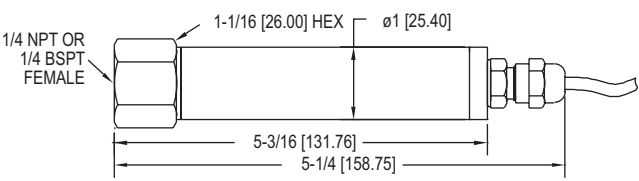
**Male NPT/BSPT Connector with Male M-12 Connector**



**Male NPT/BSPT Connector with Cable Gland**



**Female NPT/BSPT Connector with Male M-12 Connector**



**Female NPT/BSPT Connector with Cable Gland**



The Dwyer **SERIES IS626** Intrinsically Safe Pressure Transmitter can be used to accurately measure compatible gases and liquids compatible with its 316/316L stainless steel wetted parts. Series IS626 full-scale accuracy is 0.25%. Designed for industrial environments with a NEMA 4X (IP66) housing, this transmitter resists most effects of shock and vibration. Models are available with a 3' cable or M-12 4 pin connection.

The IS626 is UL listed for use in Hazardous (Classified) Locations. The protection method is by Intrinsic Safety, "ia". It was investigated by UL under UL Standard 913 Sixth Edition and CSA Standard No. 157-92.

**FEATURES/BENEFITS**

- Exceptional accuracy for insuring tight-control and minimizing costly out of specification conditions
- NEMA 4x rated enclosure provides protection in harsh environments permitting outdoor monitoring or in areas where dust and particulate matter exists
- Robust sensor provides shock and vibration resistance insuring stability in controlling pressure for process applications

**APPLICATIONS**

- Monitoring pressure in hazardous environments
- Process

**SPECIFICATIONS**

**Service:** Compatible gases and liquids.  
**Wetted Materials:** Type 316, 316L SS.  
**Accuracy:** 0.25% FS; Absolute range: 0.5% FS (includes linearity, hysteresis, and repeatability).  
**Temperature Limit:** 0 to 176°F (-18 to 80°C).  
**Compensated Temperature Range:** 0 to 176°F (-18 to 80°C).  
**Thermal Effect:** ±0.02% FS/°F (includes zero and span).  
**Pressure Limits:** See Pressure Range Table.  
**Power Requirements:** 10 to 28 VDC.  
**Output Signal:** 4 to 20 mA.  
**Response Time:** 50 ms.  
**Loop Resistance:** 0 - 900 Ω max.  
**Current Consumption:** 38 mA (max).  
**Electrical Connections:** 3 ft cable or 4-pin M-12 connector.  
**Process Connection:** 1/4" male or female NPT and BSPT.

**Enclosure Rating:** NEMA 4X (IP66).  
**Mounting Orientation:** Mount in any position.  
**Weight:** 8.9 oz (252 g).  
**Agency Approvals:** CE, cULus Intrinsically Safe to UL Standard 913.

**For use in Hazardous (Classified) Locations:**  
**Class I Div. 1 Groups A,B,C,D**  
**Class II Div. 1 Groups E,F,G**  
**Class III Div. 1**  
**Temperature Code: T4 @ 80°C ambient**  
**Install in accordance with control drawing 01-700797-00.**  
**WARNING To prevent ignition of flammable or combustible atmospheres, disconnect power before servicing.**  
**Use with approved safety barriers using entity evaluation.**

| MODEL CHART          |           |                         |                      |
|----------------------|-----------|-------------------------|----------------------|
| Model                | Range     | Maximum Pressure (psig) | Over Pressure (psig) |
| IS626-00-GH-P1-E1-S1 | 15 psia*  | 30                      | 150                  |
| IS626-07-GH-P1-E1-S1 | 15 psig   | 30                      | 150                  |
| IS626-08-GH-P1-E1-S1 | 30 psig   | 60                      | 300                  |
| IS626-09-GH-P1-E1-S1 | 50 psig   | 100                     | 300                  |
| IS626-10-GH-P1-E1-S1 | 100 psig  | 200                     | 500                  |
| IS626-11-GH-P1-E1-S1 | 150 psig  | 300                     | 750                  |
| IS626-12-GH-P1-E1-S1 | 200 psig  | 400                     | 1000                 |
| IS626-13-GH-P1-E1-S1 | 300 psig  | 600                     | 1500                 |
| IS626-14-GH-P1-E1-S1 | 500 psig  | 1000                    | 2500                 |
| IS626-15-GH-P1-E1-S1 | 1000 psig | 2000                    | 5000                 |
| IS626-16-GH-P1-E1-S1 | 1500 psig | 3000                    | 5000                 |

\*Absolute pressure ranges are not UL approved.  
**Note:** For optional M-12 4 pin electrical connection, change E1 to E6.

| ACCESSORIES |  |
|-------------|--|
| Model       | Description  |
| A-295       | Female four pin M-12 to cable gland connector              |
| A-231       | 16' (5 m) shielded cable with 4 pin female M-12 connection |
| MTL5541     | Galvanic barrier   |
| MTL7706     | Intrinsically safe zener barrier                           |

| OPTIONS                                   |  |
|---|--|
| To order add suffix:                      | Description                            |
| -NIST                                     | NIST traceable calibration certificate |
| <b>Example:</b> IS626-00-GH-P1-E1-S1-NIST |  |